

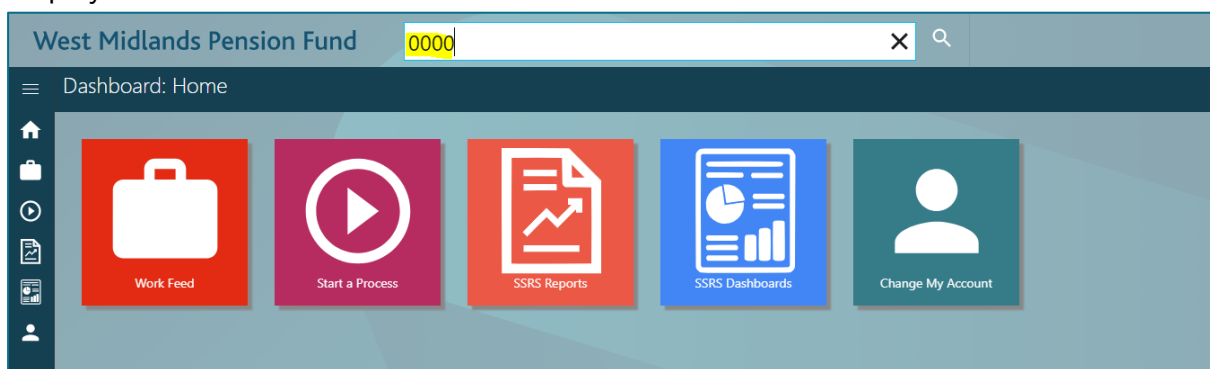


# EMPLOYER HUB QUICK GUIDE

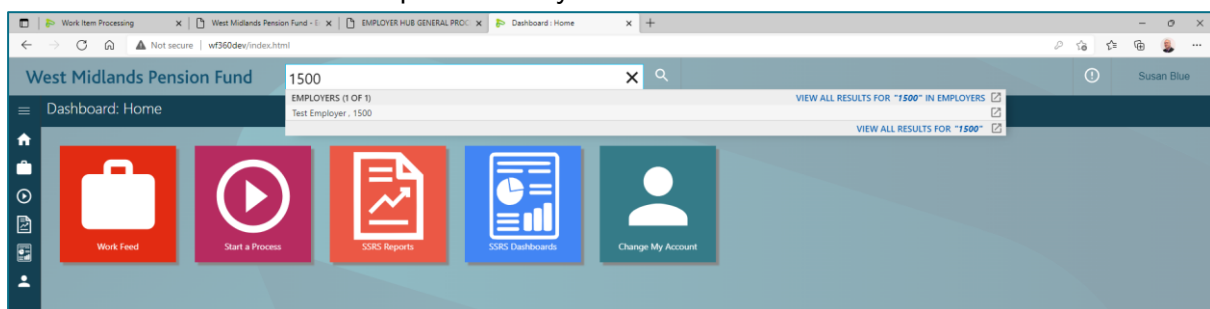
## EMPLOYER VALUATION DETAILS SCREEN

To find information about your triennial valuation results, including your Primary Contribution Rate percentage and your Secondary Contribution Rate amount please follow the steps below:

1. After logging into [Employer Hub](#), search for the relevant employer record using the employer name or reference number



2. Click in the record line to open it once your search item has been returned



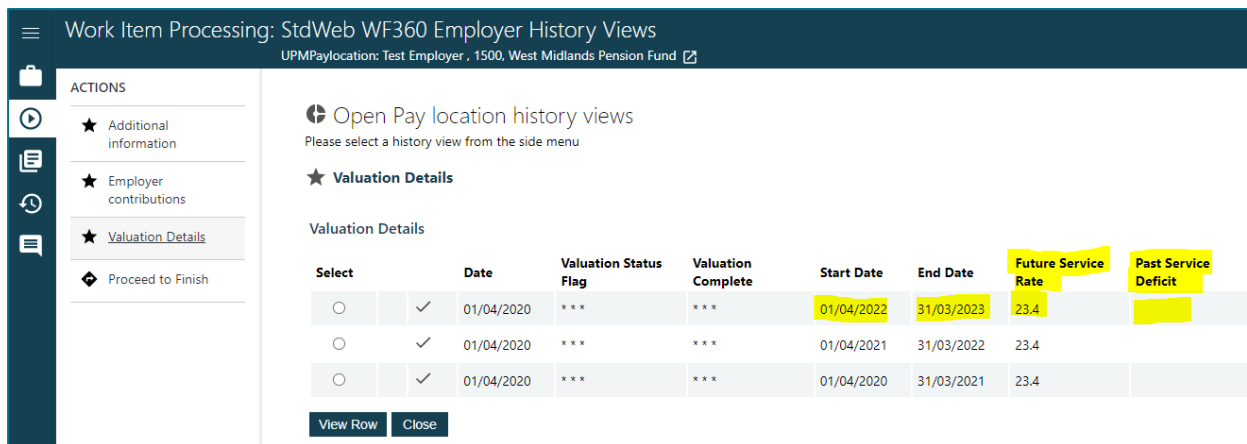
3. When the employer record has opened, click on *Open Employer History Views*



4. Click on *Valuation Details*



5. Your Primary Contribution Rate percentage (Future Service Rate (FSR)) and your Secondary Contribution Rate (Past Service Deficit (PSD) as an amount) are shown below in the highlighted areas. If the Past Service Deficit fields contain no figures, then no Secondary Rate is applicable for the relevant periods.



## Contact us

If you have any queries in relation to the above, the triennial valuation, or any other aspect of Employer Hub, please do not hesitate to contact us:

- Raise an [Employer or Member specific query](#)
- General queries: [wmpfemployerliaison2@wolverhampton.gov.uk](mailto:wmpfemployerliaison2@wolverhampton.gov.uk)
- Valuation queries: [wmpfemployervaluation@wolverhampton.gov.uk](mailto:wmpfemployervaluation@wolverhampton.gov.uk)
- Raise a query via [Employer Hub](#)
- Call us: 0300 111 6516